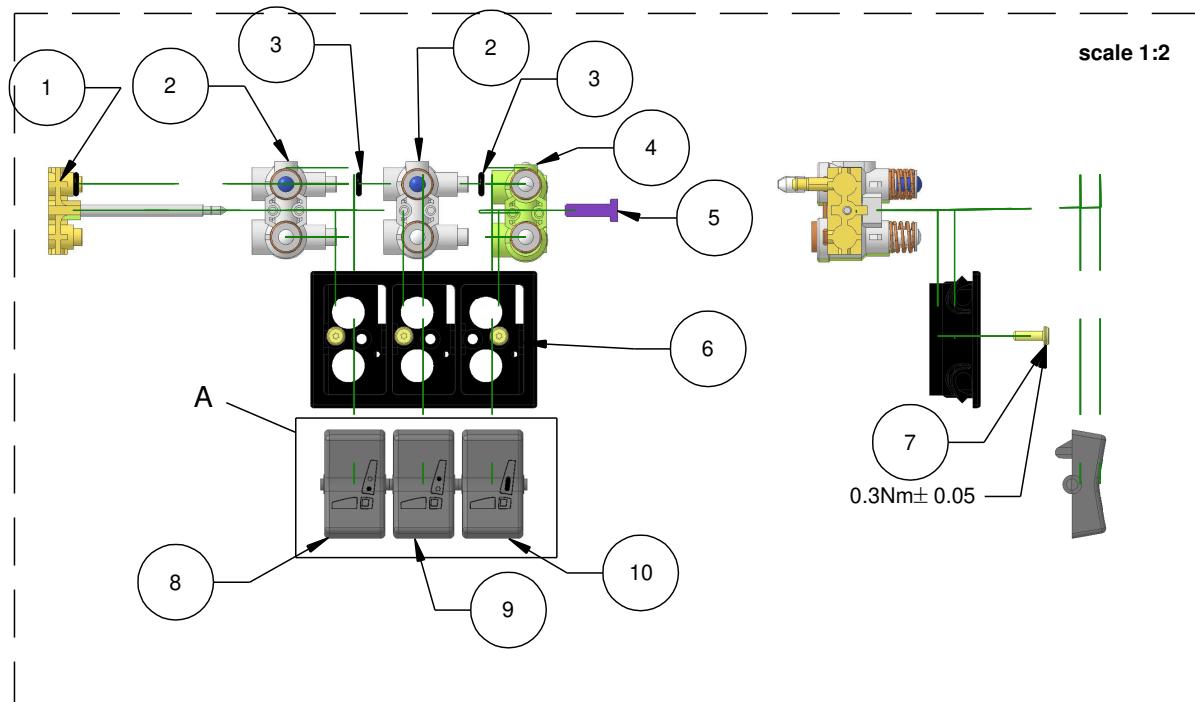
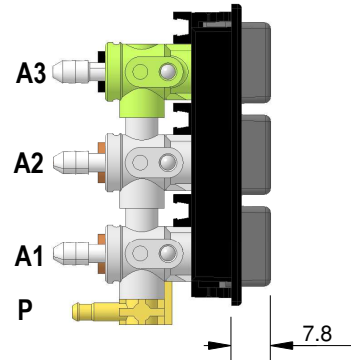
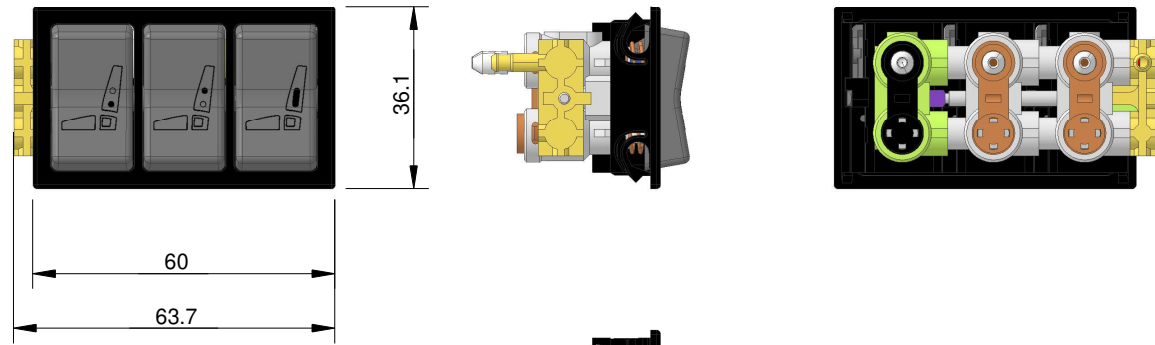
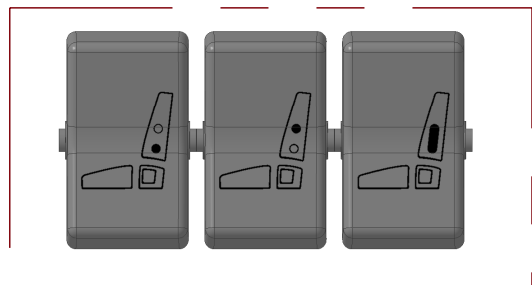


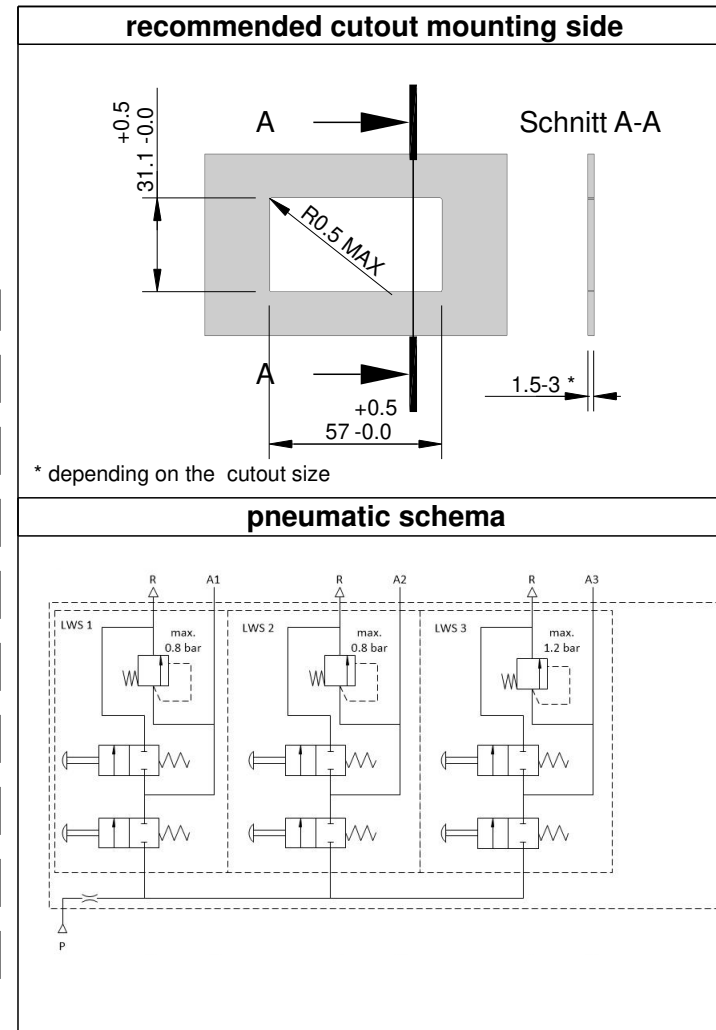
STRICTLY CONFIDENTIAL - DO NOT COPY. DO NOT DISCLOSE TO THIRD PARTIES
 "The reproduction, distribution and utilization of this document as well as the communication of its contents to others without express authorization is prohibited. All rights reserved in the event of the grant of a patent, utility model or design."
 "DIN ISO 16016"



Detail A



Pos.	Pcs	Part name	Config./ Length	Drawing number	Rev.	Description
1	1	connection w. o-ring, nozzle and bolt		940467-01	00	
2	2	valve assy 0.4 bar		47739-02	06	
3	2	O-Ring 3.5x1.5		61990	00	NBR 70 Shore
4	1	valve assy 0.8 bar		46699	07	
5	1	connector		46809	07	
6	1	triplex housing RAL 9005		317150-02	00	
7	3	lens head screw		64114	00	
8	1	rocker w. cam printed 57		10222120-05	00	
9	1	rocker w. cam printed 58		10222120-06	00	
10	1	rocker w. cam printed 59		10222120-07	00	



specification

air supply	clean and dry air		
max. connection pressure	permanent 8 bar short time 12 bar		
temperatur range	-30°C -+70°C		
	LWS1	LWS2	LWS3
max. overpressure	0.8 bar	0.8 bar	1.2 bar
min. residual pressure	0.15 bar	0.15 bar	0.55 bar

connection	P	A1	A2	A3
hose specification	tube PU3 4.3mm x 2.8mm	rubber tube 6mm x 1.5mm	rubber tube 6mm x 1.5mm	rubber tube 6mm x 1.5mm

Volume [mm3]	-	Scale	1:1.5	m [kg]	-	CAD Alibre Design
Seperation burrs & offset max.	3D-Modell	Material/ Material number				
Undimensioned radii:		Name		Lumber spine valve triple		
General toleranz:		Date		3D-Configuration		
Workpiece edges:		Name		Konfiguration<1>		
		Date		Drawing number		
		Name		317333-32		
		Date		Index		
		Name		Format		
		Date		00A3		
		Name		AIRVENT		