

报告编号: GGJ06.2021.MY28.02.2878
Report Number: GGJ06.2021.MY28.02.2878

试验报告

Test Report

产品名称: (Product name):	副驾驶员功能座椅总成 Function Seat RH
产品型号: (Model):	A9609103909
委托单位: (Consigner):	北京光华荣昌汽车部件有限公司 Beijing Goldrare Automobile Parts Co., LTD
试验类别 (Type of Test):	委托试验 Commissioned Test

中机科(北京)车辆检测工程研究院有限公司
Vehicle Testing Engineering Research Institute of China



二〇二〇年九月

Sep.2020

注意事项

Attention

1. 报告无“试验报告专用章”无效。 Without the stamp on this report, it would be invalid.
2. 报告无主检(编写)、审核、批准人签字无效。 Without any signature of manager, verifier or approver, the report would be invalid.
3. 未经实验室批准, 不得部分复制试验报告, 复制报告未重新加盖“试验报告专用章”, 报告无效。 No copying without Lab. Permission. The copy of this report must be stamped again, otherwise it would be invalid.
4. 试验报告涂改后无效。 The report would be invalid if it is altered.
5. 试验报告仅对样品负责。 The inspection results are responsible for the sample only.

通讯地址：北京市延庆县东外大街 55 号

Address: No.55, Dongwai Street, Yanqing, Beijing, China

邮政编码：102100

Postcode: 102100

联系电话：（010）69185175

Tel.: 86-10-69185175

传 真：（010）51051705

Fax: 86-10-51051705

投诉电话：（010）69145748

Complaint Tel.: 86-10-69145748

委托单位：北京光华荣昌汽车部件有限公司

Consigner:: Beijing Goldrare Automobile Parts Co., LTD

通讯地址：北京市昌平区流村镇工业园

Address: Industrial Park of Liucun Town, Changping District, Beijing, China.

邮政编码：102204

Postcode: 102204

联系电话：17731839527

Tel.: 17731839527

目 录/Content

试验结论/ Test Conclusion.....	1
附录 A: 试验对象/ Annex A Test sample.....	2
A1: 样品照片/ A1 Picture of sample.....	2
A2: 样品说明/ A2 Specification of sample.....	2
A3: 试验方案/ A3 Test plan.....	2
A4: 样品明细表/ A4 Sample list.....	3
A5: 主要技术参数/ A5 Main technical parameters.....	3
附录 B: 试验依据/ Annex B Test standards.....	4
附录 C: 试验用设备/ Annex C Test equipment.....	4
附录 D: 试验结果/ Annex D Test Results.....	5
附录 E: 试验人员/ Annex E Tester and participants.....	5
附录 F: 试验工况照片/ Annex F Testing Pictures.....	5

试验报告 Test Report

报告编号: Report Number: GGJ06.2021.MY28.02.2878

共 8 页 第 1 页

产品名称 Sample name:	副驾驶员功能座椅总成 Function Seat RH	商 标 Trademark	—
产品型号 Model:	A9606603909	样品数量 Quantity	1 套; One set
委托单位 Consigner	北京光华荣昌汽车部件有限公司 Beijing Goldrare Automobile Parts Co., LTD	试验类型 Type of test	部分性能试验 Part of Performance Test
送样者 Sender	王学永 Xueyong Wang	试验日期 Date of test	2021.09.01 Sep.01, 2021
试验依据 Testing Items	ECE R14 《Uniform Provisions Concerning The Approval Of Vehicles With Regard To Safety-Belt Anchorages, ISOFIX Anchorages Systems And ISOFIX Top Tether Anchorages》 戴姆勒 H6 座椅 DVP&R 中 4.1.1 要求. Daimler H6 seat Design Verification Plan And Report 4.1.1,	试验项目 Reference Standards	座椅安全带固定点试验 Belt Anchorage Strength Test
试验结论 Test Conclusion	样品经试验, 所检项目符合 DVP&R 中 4.1.1 要求。 Testing item of the tested samples conform to Design Verification Plan And Report 4.1.1.		
备 注: Note:	该报告涉及英文翻译部分只用于阅读。 The English part is only for reading.		



批 准:
Approver:

(Signature)

审 核:
Verifier

(Signature)

主 检:
Manager:

(Signature)

试验报告 Test Report

报告编号: Report Number: GGJ06.2021.MY28.02.2878

共 8 页 第 2 页

附录 A 试验对象 Annex A Test sample

A1: 样品外观照片

A1: Picture of Sample



A9606603909

A2: 样品说明

A2: Specification of sample

A9606603909 型副驾驶员功能座椅总成产品是北京光华荣昌汽车部件有限公司生产的产品。

The A9609103909 Function Seat RH is produced by Beijing Goldrare Automobile Parts Co., Ltd

A3: 试验方案

A3: Test plan

受北京光华荣昌汽车部件有限公司的委托,我中心于 2021 年 09 月 01 日对该公司生产的 A9606603909 型副驾驶员功能座椅总成,依据 ECE R14 《Uniform Provisions Concerning The Approval Of Vehicles With Regard To Safety-Belt Anchorages, ISOFIX Anchorages Systems And ISOFIX Top Tether Anchorages》、戴姆勒 H6 座椅 DVP&R 中 4.1.1 要求进行了座椅安全带固定点试验。试验地点为中机科(北京)车辆检测工程研究院有限公司。

Entrusted by Beijing Goldrare Automobile Parts Co., Ltd, our center conducted the seat belt anchorage strength test of the Function seat A9609103909 produced by Goldrare on September 1st 2020, according to ECE R14 " Uniform Provisions Concerning The Approval Of Vehicles With Regard To Safety-Belt Anchorages, ISOFIX Anchorages Systems And ISOFIX Top Tether Anchorages ", and 4.1.1 of Daimler H6 seat DVP & R. The test site is China Machine Science (Beijing) vehicle inspection Engineering Research Institute Co., Ltd.

试验报告 Test Report

报告编号: Report Number: GGJ06.2021.MY28.02.2878

共 8 页 第 3 页

A4: 样品明细表

A4: Sample list

样品名称 Sample name	型号/材质 Model/ Material	数量 Quantity	样品编号 Sample No.
副驾驶员功能座椅总成 Function Seat RH Assembly	A9606603909	1 套 one set	1# One#

A5: 主要技术参数

A5: Main technical parameters

项 目 Item	参 数 Parameters	
产品型号 Product Model	A9606603909	
产品规格 Product specifications	FUNCTION SEAT RH	
商标 Trademark	—	
适配车型 Fit model	—	
座椅 Seat	结构型式 Structural style	可调式 Adjustable
	靠背设计角度 Design angle of backrest	12°
	座椅总成质量 Mass of seat assembly	23.85kg
	结构特性 Structural characteristics	—
	生产厂 Manufacturing enterprise	北京光华荣昌汽车部件有限公司 Beijing Goldrare Automobile Parts Co., Ltd
备注 Remark	六自由度振动耐久试验后座椅（企业提供，无法核实） Seat after six-degree-of-freedom vibration durability test (provided by enterprise, unverifiable)	

附录 B: 试验依据

Annex B Test standards

ECE R14 《Uniform Provisions Concerning The Approval Of Vehicles With Regard To Safety-Belt Anchorages, ISOFIX Anchorages Systems And ISOFIX Top Tether Anchorages》

戴姆勒 H6 座椅 DVP&R 中 4.1.1 要求.

Daimler H6 seat Design Verification Plan And Report 4.1.1,

试验报告 Test Report

报告编号: Report Number: GGJ06.2021.MY28.02.2878

共 8 页 第 4 页

附录 C: 试验用设备

Annex C Test equipment

序号 SN	名称 Test	型号 Model	编号 No.	校准有效期至 Calibration Deadline	本次 使用 (√) Use for this Time(√)
1	安全带固定点九通道 试验台 Nine-channel test station of safety belt anchorage	ZY-AQD-A06	10675	2022.03.21 Mar.21, 2022	√
2	钢直尺 Steel ruler	1000mm	111	2022.06.23 Jun 23, 2022	√
3	三维 H 点装置 Three-dimensional H-point device	HM-II	ZJ0-003	2022.06.22 Jun 22, 2022	√

试验报告 Test Report

报告编号: Report Number: GGJ06.2021.MY28.02.2878

共 8 页 第 5 页

附录 D: 试验结果 Annex D Test Results

样品编号 Sample No.	标准要求 Inspection Item	检验结果 Inspection Result
1# One#	<p>1.座椅调节: H6低配副驾座椅: 靠背躯干线12°, 带副驾底支架</p> <p>2.座椅重量: 由座椅滑轨(包含滑轨)以上部分为准。</p> <p>3.力分布: 肩部带: 4.5 KN + 10 % 座椅重量*6.6倍; 腰部带 4.5 KN + 90 % 座椅重量*6.6倍, 力的方向: 应沿平行于汽车纵向中心面并与水平线成$10^{\circ} \pm 5^{\circ}$的方向向前施加负荷(预加载荷10% (误差$\pm 30\%$))。</p> <p>4.加载: 两秒内加载力达到100%, 保持2s记录向前位移量, 然后1s内加载至120%, 保持5s进行强度验证。在100%载荷时记录安全带上有效固定点位移量</p> <p>5.判定: 预备座椅的张力测试应在120% 负载(安全带力+座椅重量), 此时应无结构故障和功能锁止失效(如纵向调节和座垫延伸调节)。</p> <p>1. Seat Position Adjustment: H6 Function Seat: Torso line 15°, with Base Plate</p> <p>2. Seat Weight: Acc. to the weight of rail-above parts (inc. rails)</p> <p>3. Load Distribution: Shoulder belt: 4.5 KN + 10 % 6.6 times seat weight; lumbar belt: .5 KN + 90 % 6.6 times seat weight; Loading Direction: along and parallel to the longitudinal central plane of the vehicle and forward load should be implemented by angle $10^{\circ} \pm 5^{\circ}$ with the horizontal line. (pre-load 10% with tolerance $\pm 30\%$)</p> <p>4. Loading status: Load to 100% in 2 secs, maintain 2 secs of forward displacement, then keep loading to 120% in 1 sec, maintain 5 secs for strength verification. The forward displacement value of effective upper belt fixing point under 100% load condition should be recorded.</p> <p>5. Criticize: The prepared seat should be tested under the 120% loading condition (seat belt force + seat weight), and no structure damage or function locking failure allowed.</p>	<p>座椅调节至靠背躯干线角度为12°, 带副驾底支架。 座椅重量为23.85kg。 加载: 两秒内肩部带加载力达到4658N, 腰部带加载力达到5917N, 保持2s, 上固定点的向前的位移曲线见图1, 然后1s内肩部带加载力达到5590N, 腰部带加载力达到7101N, 保持5s, 加载力曲线见图2。加载时间4s时, 上固定点的位移量为127.6mm 座椅在120% 负载下, 无结构故障和功能锁止失效。</p> <p>Seat adjust to torso line 12° with base plate. Seat weight: 23.85KG. Load: 2s to shoulder belt 4658N and lumbar belt 5917N, maintain 2s, the displacement of upper belt fixing point is showed as fig.1, then keep loading 1s to shoulder belt 5590N and lumbar belt 7101N, maintain 5s, load curve is showed as fig.2. When the loading time is 4S, the displacement of upper belt fixing point is 127.6mm. There is no structure damage or function locking failure recognized when seat 120% loaded.</p>

试验报告 Test Report

报告编号: Report Number: GGJ06.2021.MY28.02.2878

共 8 页 第 6 页

试验曲线:

Measurement Graph

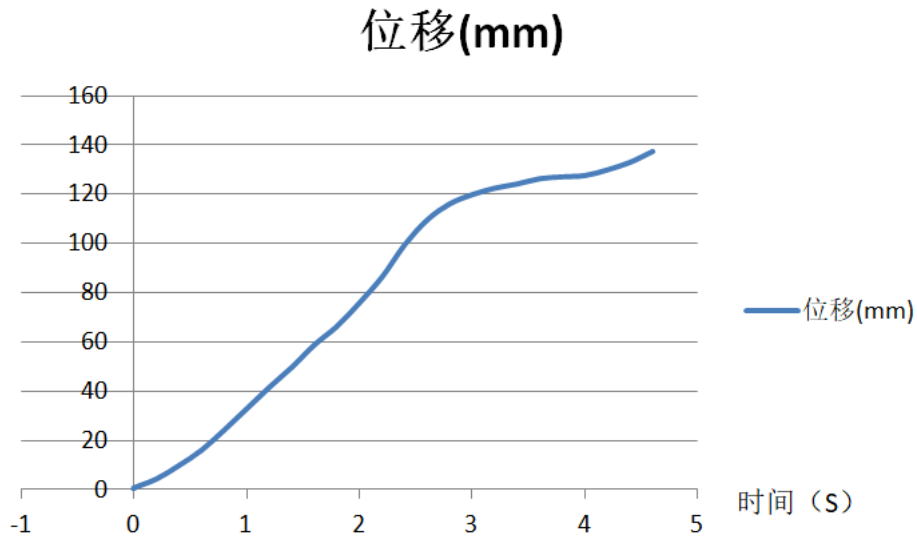


图 1.上固定点位移曲线

Fig 1 Displacement curve of upper fixed point

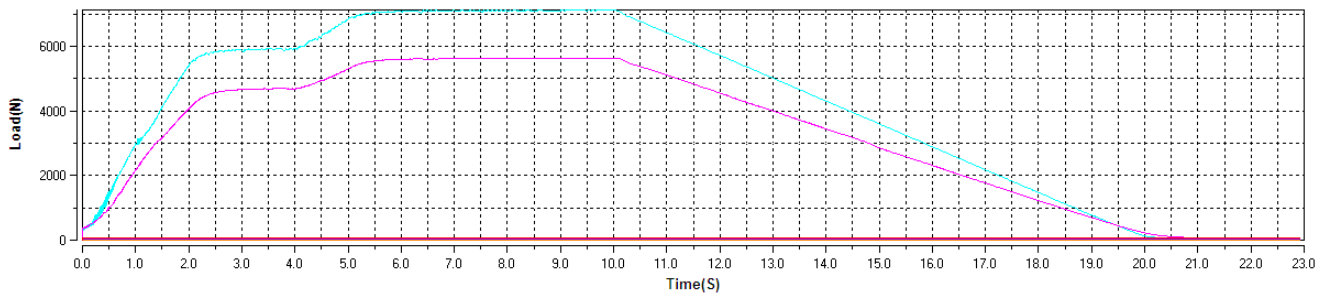


图 2 加载力曲线

Fig 2 Loading force curve

附录 E 试验人员

Annex E Tester and participants

中机科（北京）车辆检测工程研究院有限公司：李亚伟、安德英

Vehicle Testing Engineering Research Institute of China: Li Yawei ;An Deying

试验报告 Test Report

附录 F 试验工况照片

Annex F Test pictures



试验前状态
State before test



试验后状态
State after test



试验前状态
State before test



试验后状态
State after test



试验前状态
State before test




试验后状态
State after test

试验报告 Test Report

报告编号: Report Number: GGJ06.2021.MY28.02.2878

共 8 页 第 8 页



试验前状态
State before test



试验后状态
State after test



试验前状态
State before test



试验后状态
State after test

以下空白
Blank below

打字：安德英
Typing: An Deying

校对：李亚伟
Proofread: Li Yawei
