

报告编号: GGJ06.2022.MY28.03.447  
Report Number: GGJ06.2022.MY28.03.447

# 试验报告

## Test Report

产品名称: (Product name):	H6 标准悬架主驾座椅 (加热) H6 standard suspension driver seat (heated)
产品型号: (Model):	A9609109620
委托单位: (Consigner):	北京光华荣昌汽车部件有限公司 Beijing Goldrare Automobile Parts Co., LTD
试验类别 (Type of Test):	委托试验 Commissioned Test

中机科(北京)车辆检测工程研究院有限公司  
Vehicle Testing Engineering Research Institute of China



二〇二二年二月  
Feb.2022

# 注意事项

## Attention

1. 报告无“试验报告专用章”无效。 Without the stamp on this report, it would be invalid.
2. 报告无主检（编写）、审核、批准人签字无效。 Without any signature of manager, verifier or approver, the report would be invalid.
3. 未经实验室批准，不得部分复制试验报告，复制报告未重新加盖“试验报告专用章”，报告无效。 No copying without Lab. Permission. The copy of this report must be stamped again, otherwise it would be invalid.
4. 试验报告涂改后无效。 The report would be invalid if it is altered.
5. 试验报告仅对样品负责。 The inspection results are responsible for the sample only.

通讯地址：北京市延庆县东外大街 55 号

Address: No.55, Dongwai Street, Yanqing, Beijing, China

邮政编码：102100

Postcode: 102100

联系电话：（010）69185175

Tel.: 86-10-69185175

传 真：（010）51051705

Fax: 86-10-51051705

投诉电话：（010）69145748

Complaint Tel.: 86-10-69145748

委托单位：北京光华荣昌汽车部件有限公司

Consigner.: Beijing Goldrare Automobile Parts Co., LTD

通讯地址：北京市昌平区流村镇工业园

Address: Industrial Park of Liucun Town, Changping District, Beijing, China.

邮政编码：102204

Postcode: 102204

联系电话：17731839527

Tel.: 17731839527

# 目 录/Content


试验结论/ Test Conclusion.....	1
附录 A: 试验对象/ Annex A Test sample.....	2
A1: 样品照片/ A1 Picture of sample.....	2
A2: 样品说明/ A2 Specification of sample.....	2
A3: 试验方案/ A3 Test plan.....	2
A4: 样品明细表/ A4 Sample list.....	3
A5: 主要技术参数/ A5 Main technical parameters.....	3
附录 B: 试验依据/ Annex B Test standards.....	4
附录 C: 试验用设备/ Annex C Test equipment.....	4
附录 D: 试验结果/ Annex D Test Results.....	5
附录 E: 试验人员/ Annex E Tester and participants.....	6
附录 F: 试验工况照片/ Annex F Testing Pictures.....	6

# 试验报告 Test Report

报告编号: Report Number: GGJ06.2022.MY28.03.447

共 6 页 第 1 页

产品名称 Sample name:	H6 标准悬架主驾座椅 (加热) H6 standard suspension driver seat (heated)	商 标 Trademark	光华荣昌 Goldrare
产品型号 Model:	A9609109620	样品数量 Quantity	1 套 One set
委托单位 Consigner	北京光华荣昌汽车部件有限公司 Beijing Goldrare Automobile Parts Co., LTD	试验类型 Type of test	部分性能试验 Part of Performance Test
送样者 Sender	邢焕 Xing Huan	试验日期 Date of test	2022.01.27 Jan.27, 2022
试验依据 Testing Items	ECE R14 《Uniform Provisions Concerning The Approval Of Vehicles With Regard To Safety-Belt Anchorages, ISOFIX Anchorages Systems And ISOFIX Top Tether Anchorages》 客户 DVP&R 中 4.1.1 要求. Design Verification Plan And Report 4.1.1,	试验项目 Reference Standards	座椅安全带固定点试验 Belt Anchorage Strength Test
试验结论 Test Conclusion	<p>样品经试验, 所检项目符合客户 DVP&amp;R 中 4.1.1 要求。 Testing item of the tested samples conform to Design Verification Plan And Report 4.1.1.</p> <div style="text-align: right;">  <p>签发日期 2022-02-16</p> </div>		
备 注: Note:	<p>该报告涉及英文翻译部分只用于阅读。 The English part is only for reading.</p>		

批 准:   
Approver:

审 核:   
Verifier

主 检:   
Manager:

# 试验报告 Test Report

报告编号: Report Number: GGJ06.2022.MY28.03.447

共 6 页 第 2 页

## 附录 A 试验对象 Annex A Test sample

### A1: 样品外观照片

#### A1: Picture of Sample



A9609109620

### A2: 样品说明

#### A2: Specification of sample

A9609109620 型 H6 标准悬架主驾座椅（加热）产品是河北光华荣昌汽车部件有限公司生产的产品。

The A9609109620 H6 standard suspension driver seat (heated) is produced by Hebei Goldrare Automobile Parts Co., Ltd

### A3: 试验方案

#### A3: Test plan

受北京光华荣昌汽车部件有限公司的委托，我公司于 2022 年 01 月 27 日对河北光华荣昌汽车部件有限公司生产的 A9609109620 型 H6 标准悬架主驾座椅（加热），依据 ECE R14 《Uniform Provisions Concerning The Approval Of Vehicles With Regard To Safety-Belt Anchorages, ISOFIX Anchorages Systems And ISOFIX Top Tether Anchorages》、客户 DVP&R 中 4.1.1 要求进行了座椅安全带固定点试验。试验地点为中机科（北京）车辆检测工程研究院有限公司。

Entrusted by Beijing Goldrare Automobile Parts Co., Ltd, our company conducted the seat belt anchorage strength test of the Function seat A9609109620 produced by Hebei Goldrare Automobile Parts Co., Ltd on January 27, 2022, according to ECE R14 " Uniform Provisions Concerning The Approval Of Vehicles With Regard To Safety-Belt Anchorages, ISOFIX Anchorages Systems And ISOFIX Top Tether Anchorages ", and 4.1.1 of customer DVP & R. The test site is Vehicle Testing Engineering Research Institute of China

# 试验报告 Test Report

报告编号: Report Number: GGJ06.2022.MY28.03.447

共 6 页 第 3 页

## A4: 样品明细表

### A4: Sample list

样品名称 Sample name	型号/材质 Model/ Material	数量 Quantity	样品编号 Sample No.
H6 标准悬架主驾座椅 (加热) H6 standard suspension driver seat (heated)	A9609109620	1 套 one set	1# One#

## A5: 主要技术参数

### A5: Main technical parameters

项 目 Item	参 数 Parameters	
产品型号 Product Model	A9609109620	
产品规格 Product specifications	H6 standard suspension driver seat (heated)	
商标 Trademark	—	
适配车型 Fit model	—	
座椅 Seat	结构型式 Structural style	可调式 Adjustable
	靠背设计角度 Design angle of backrest	15°
	座椅总成质量 Mass of seat assembly	45.35kg
	结构特性 Structural characteristics	—
	生产厂 Manufacturing enterprise	河北光华荣昌汽车部件有限公司 Hebei Goldrare Automobile Parts Co., Ltd
备注 Remark	—	

## 附录 B: 试验依据

### Annex B Test standards

ECE R14 《Uniform Provisions Concerning The Approval Of Vehicles With Regard To Safety-Belt Anchorages, ISOFIX Anchorages Systems And ISOFIX Top Tether Anchorages》

客户 DVP&R 中 4.1.1 要求

Design Verification Plan and Report 4.1.1

# 试验报告 Test Report

报告编号: Report Number: GGJ06.2022.MY28.03.447

共 6 页 第 4 页

## 附录 C: 试验用设备

### Annex C Test equipment

序号 SN	名称 Test	型号 Model	编号 No.	校准有效期至 Calibration Deadline	本次 使用 (√) Use for this Time(√)
1	安全带固定点九通道 试验台 Nine-channel test station of safety belt anchorage	ZY-AQD-A06	10675	2022.12.05 Dec 05, 2022	√
2	钢直尺 Steel ruler	1000mm	111	2022.06.23 Jun 23, 2022	√
3	三维 H 点装置 Three-dimensional H-point device	HM-II	ZJ0-003	2022.06.22 Jun 22, 2022	√

# 试验报告 Test Report

报告编号: Report Number: GGJ06.2022.MY28.03.447

共 6 页 第 5 页

## 附录 D: 试验结果

### Annex D Test Results

样品编号 Sample No.	标准要求 Inspection Item	检验结果 Inspection Result
1# One#	<p>1.座椅调节: H6高配主驾座椅: 靠背躯干线15°, 座椅高度调节至最高位置(最高悬浮点), 滑轨调节至最前端, 安全带调节至最高位置, 水平减震功能开启。其他依照设计状态执行</p> <p>2.座椅重量: 由座椅滑轨(包含滑轨)以上部分为准。</p> <p>3.力分布: 肩部带: 4.5 KN + 10 % 座椅重量*6.6倍; 腰部带4.5 KN + 90 % 座椅重量*6.6倍, 力的方向: 应沿平行于汽车纵向中心面并与水平线成10°±5°的方向向前施加负荷(预加载荷10% (误差±30%))。</p> <p>4.加载: 两秒内加载力达到100%, 保持2s记录向前位移量, 然后1s内加载至120%, 保持5s进行强度验证。在100%载荷时时记录安全带上有效固定点位移量</p> <p>5.判定: 预备座椅的张力测试应在120 % 负载(安全带力+座椅重量), 此时应无结构故障和功能锁止失效(如纵向调节和座垫延伸调节)。</p> <p>1. Seat Position Adjustment: : H6 high-equipped main driver's seat: the torso line is 15°, the seat height is adjusted to the highest position (the highest suspension point), the slide rail is adjusted to the front end, the seat belt is adjusted to the highest position, and the horizontal shock absorption function is turned on. Other implementation according to design status</p> <p>2. Seat Weight: : Acc. to the weight of rail-above parts (inc. rails)</p> <p>3. Load Distribution:Shoulder belt: 4.5 KN + 10 % 6.6 times seat weight; lumbar belt: .5 KN + 90 % 6.6 times seat weight; Loading Direction: along and parallel to the longitudinal central plane of the vehicle and forward load should be implemented by angle 10°±5° with the horizontal line. (pre-load 10% with tolerance ±30%)</p> <p>4. Loading status: : Load to 100% in 2 secs, maintain 2 secs of forward displacement, then keep loading to 120% in 1 sec, maintain 5 secs for strength verification. The forward displacement value of effective upper belt fixing point under 100% load condition should be recorded.</p> <p>5. Criticize: : The prepared seat should be tested under the 120% loading condition (seat belt force + seat weight), and no structure damage or function locking failure allowed.</p>	<p>座椅调节至靠背躯干线角度为15°, 座椅高度调节至最最高位置, 气源与气阀接通, 气压0.7~0.8Mp, 不带底支架。</p> <p>座椅重量为45.35kg。</p> <p>加载: 两秒内肩部带加载力达到4794N, 腰部带加载力达到7140N, 保持2s, 上固定点的向前的位移曲线见图1, 然后1s内肩部带加载力达到5753N, 腰部带加载力达到8563N, 保持5s, 加载力曲线见图2。当肩部带加载力达到4794N, 腰部带加载力达到7140N时, 上固定点的位移量为185.4mm</p> <p>座椅在120 % 负载下, 无结构故障和功能锁止失效。</p> <p>Seat adjust to torso line 15°and the seat height is adjusted to the lowest position The air source is connected to the air valve. The air pressure is 0.7-0.8mp, without base plate.</p> <p>Seat weight: 45.35KG.</p> <p>Load: 2s to shoulder belt 4794N and lumbar belt 7140N, maintain 2s, the displacement of upper belt fixing point is showed as fig.1, then keep loading 1s to shoulder belt 5753N and lumbar belt 8563N, maintain 5s, load curve is showed as fig.2. When shoulder belt loaded by 4794N and lumbar belt by 7140N, the displacement of upper belt fixing point is174.1mm.</p> <p>There is no structure damage or function locking failure recognized when seat 120% loaded.</p>

# 试验报告 Test Report

报告编号: Report Number: GGJ06.2022.MY28.03.447

共 6 页 第 6 页

试验曲线:

## Measurement Graph

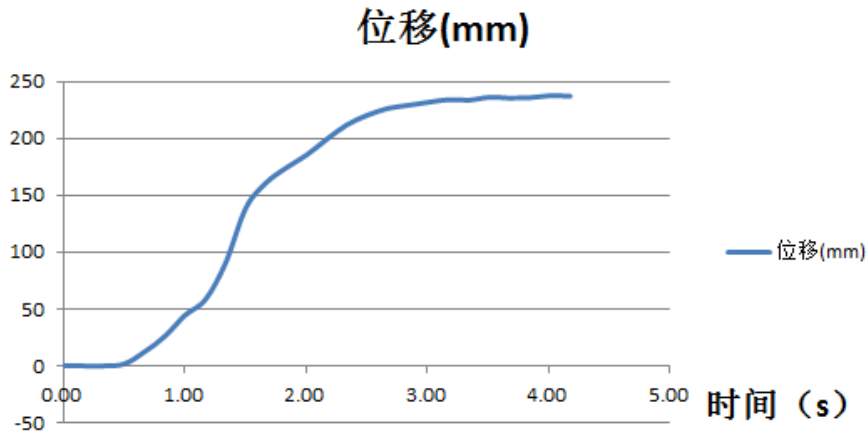


图 1.上固定点位移曲线

Fig 1 Displacement curve of upper fixed point

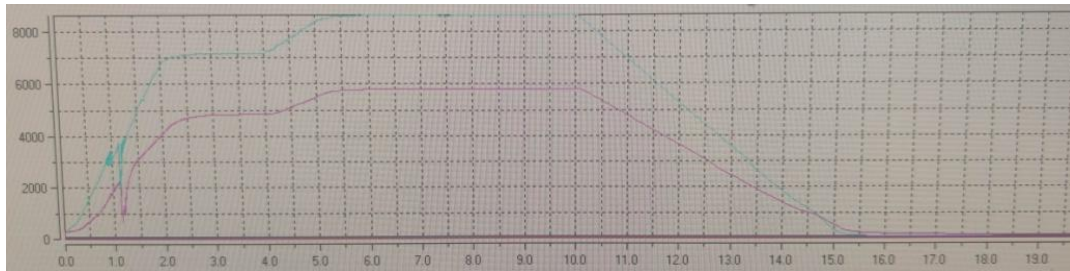


图 2 加载力曲线

Fig 2 Loading force curve

## 附录 E 试验人员


### Annex E Tester and participants

中机科（北京）车辆检测工程研究院有限公司：王新升、杨明凯

Vehicle Testing Engineering Research Institute of China: Wang Xinsheng ;Yang Mingkai

## 附录 F 试验工况照片

### Annex F Test pictures



试验前状态  
State before test



试验后状态  
State after test

以下空白  
Blank below

---

打字：杨明凯  
Typing: Yang Mingkai

校对：王新升  
Proofread: Wang Xinsheng

---